

# Cognitive Ability Tests (CAT)

23<sup>rd</sup> November 2017

H.Maskell

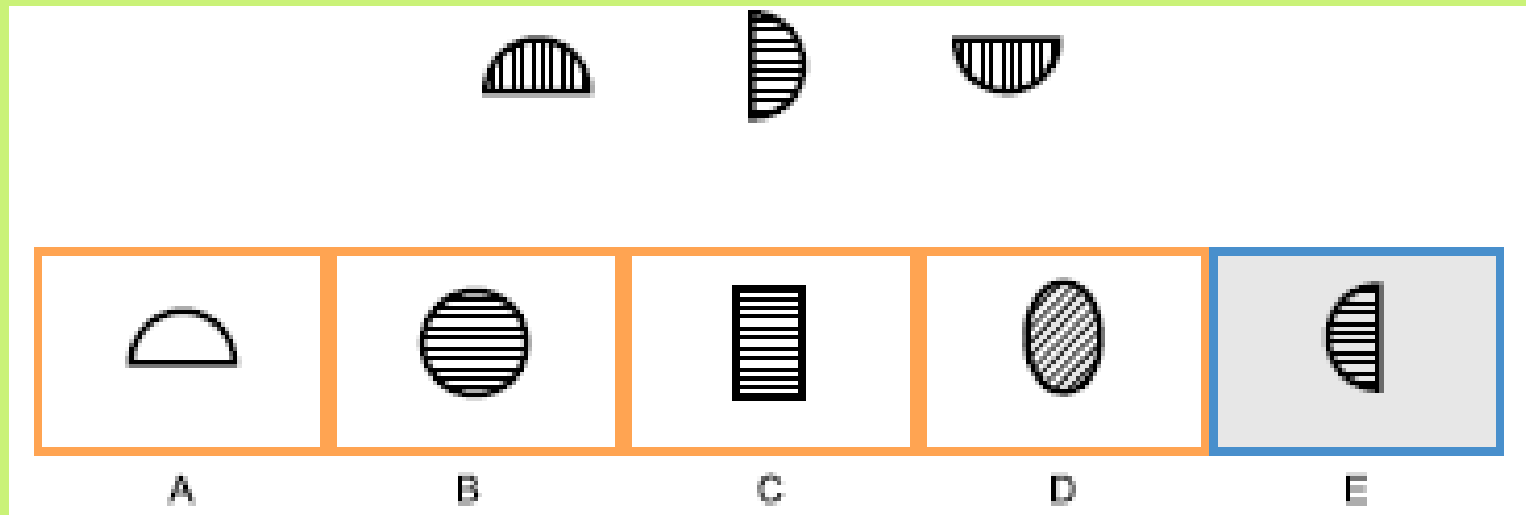
# What are CATs?

CATs are a set of 4 multiple choice short tests, that include:

- Shapes and patterns (Non-verbal Reasoning)
- Words (Verbal Reasoning)
- Numbers (Quantitative Reasoning)
- Comparing shapes (Spatial Ability)

# Non Verbal Reasoning Questions

Choose which pictures fits in with the first 3?



# Word Questions

Which word in the boxes fits in with the others?

rain

fog

sunshine

winter

snow

weather

dark

night

# Quantitative Reasoning Questions

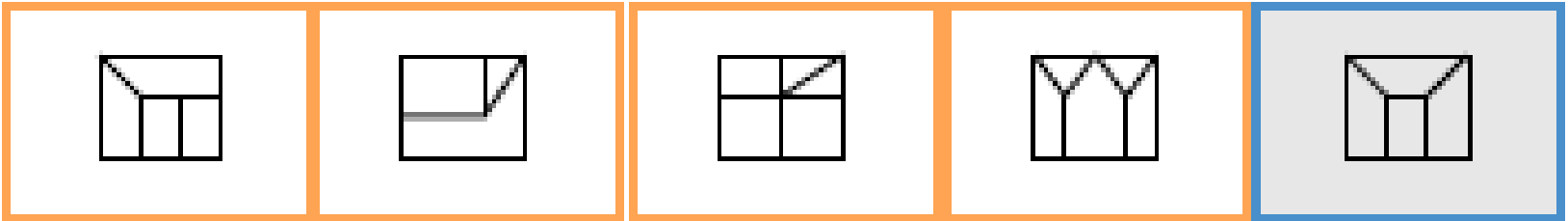
What number goes next in the sequence?

18 5 17 7 16 9 →

|    |    |    |    |    |
|----|----|----|----|----|
| 11 | 12 | 13 | 14 | 15 |
|----|----|----|----|----|

# Spatial Ability Questions

Which of these shapes does the shape below directly fit into?



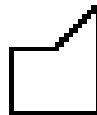
A

B

C

D

E



# Why is the school using CATs?

The results provide us with each child's intellectual ability (IQ). They do **not** test the children on what they have been taught in class.

Will help the school to:

- Identify children who are underachieving by matching up a child's CAT result (intellectual ability) to their end of term judgements in maths, reading and writing
- Understand each child's strengths and the areas to work on.

# When did my child take the test?

Wessex started using these tests last academic year.

Current Y4 – Your child took the test in June (end of Y3)

Current Y3 – Your child took the test in September (start of Y3)

In the future, children will take them at the start of Y3.

When your child took the test does not make a difference to their results as they are age standardised.











# What will the results show?

You will receive your child's CAT profile with ideas of how to support your child.

## *Profile*

---

|         |  |  |  |
|---------|--|--|--|
| Words   |     |    |  |
| Numbers |    |    |  |
| Figures |   |   |  |
| Shapes  |  |  |  |

The light yellow shaded box indicates an average child.

# End of KS2 SATs Test Prediction

## Indicators for KS2

| Subject                           | Most likely scaled score achieved | 'If challenged' scaled score achieved | Expected standard — High score |    |    |     |     |     |     |
|-----------------------------------|-----------------------------------|---------------------------------------|--------------------------------|----|----|-----|-----|-----|-----|
|                                   |                                   |                                       | 85                             | 90 | 95 | 100 | 105 | 110 | 115 |
| Maths                             | 100                               | 103                                   |                                |    |    |     |     |     |     |
| Spelling, punctuation and grammar | 97                                | 102                                   |                                |    |    |     |     |     |     |
| Reading                           | 95                                | 100                                   |                                |    |    |     |     |     |     |

100 is what children need to achieve to reach the expected standard.

Writing is not included in these test predictions as it is not based on a test but teacher's judgement over a number of pieces of writing. A child does not then receive a numerical value for their writing.

**'If challenged' – As a school we will all be working hard to ensure every child reaches their full potential throughout their time at Wessex. As a parent, you can help us with this by listening to your child read and ensuring home work is completed properly and on time.**

# Will my child take a CAT test again?

No.

There is not a huge benefit of re-taking the test in say Y5 as it is a test of intellectual ability and not a test on what they have learned.

# Today you will receive your child's individual report

## **Should I share it with my child?**

- Our advice would be to explain their strengths and areas to focus on (with the strategies). We do not recommend that you show them the tables.
- Please do not share/compare your child's results with other families as we don't want the children to compare themselves to each other.

This presentation will be put on our  
website.

Any questions?